




## Tourism Attractions and Cultural Facilities

### The London Eye

Client: The London Eye Company

Planning and listed building consent was obtained for the permanent retention of the London Eye. This involved the co-ordination of an Environmental Statement and the production of a Planning Statement detailing the reasons for retention. The ES examined the visual and heritage impact of the Eye and socio-economic and community impacts. Subsequently we have secured planning permission and listed building consent for alterations to the Grade II\* listed building at County Hall to create a new 4D cinema in association with the London Eye.



### National Maritime Museum

Client: National Maritime Museum


The National Maritime Museum is Grade I listed and lies within the Maritime Greenwich World Heritage site. NLP has been advising the Museum on proposals for the renovation and extension of the Museum to provide exhibition, storage space, research and reading facilities, the demolition of the Regatta cafe, elevational alterations, construction of a new enclosed loading bay and turning area and formation of a new south entrance to Greenwich Park.



### Natural History Museum

Client: Natural History Museum


The Natural History Museum's 'Waterhouse Building' is Grade I listed and is located within a conservation area. Over a period of nearly 2 years planning and listed building consent have been secured for a number of projects including temporary exhibitions and events within the grounds of the listed building.



### Warwick Castle

Client: Merlin Entertainments Group Ltd

Since 1982 we have been advising Merlin Entertainments Group Ltd (previously the Tussauds Group) on town planning issues associated with its growing portfolio of leading visitor attractions. For 2009, Warwick Castle will implement a replica Ballista (siege machine), for which NLP secured temporary planning permission.



### Masons Yard – White Cube

Client: Jay Jopling

Conservation area consent and planning permission were secured for the demolition of a former electricity sub-station and construction of a new contemporary art gallery situated in the heart of St James. The gallery is for Jay Jopling. White Cube art gallery will host the work of Damian Hirst, Tracey Emin and Sam Taylor-Wood as well as other leading members of the UK's contemporary art scene.

Images from top to bottom:

01 - The London Eye © Nick Woods

02 - © National Maritime Museum

03 - Natural History Museum

04 - Warwick Castle

## Royal Shakespeare Company

Client: Royal Shakespeare Company

A planning study for the RSC's buildings and land at Stratford upon Avon was undertaken. Working with architects, RHWL, a strategy for the RSC's performance, rehearsal and administrative functions was then proposed. This strategy was central to the RSC's successful application for funding from the Arts Lottery.



## Grange Park Opera

Client: Grange Park Opera


The Grange is a Grade I listed property located within a 650 acre landscaped park (Grade II registered) designed by William Wilkins in 1807. The Picture Gallery, which was designed C.R. Cockerell in 1823 and is Grade II listed and was formerly linked to the house via a single storey link designed by Robert Smirke. The site, including the two listed buildings and their immediate settings is also a Scheduled Ancient Monument. NLP worked with Grange Park Opera and Studio E Architects to obtain a number of permissions for use of the site for an opera festival, culminating in the grant of permission for the construction of a new auditorium within and as an extension to the Picture Gallery. The development received an RIBA award. Recently, we obtained planning permission to extend the festival to 30 opera performances each year.



## Garsington Opera

Client: Garsington Opera

Garsington Manor is a Grade II\* Jacobean house in Oxfordshire. The owner of the property began staging opera festivals in the grounds of the house. When the festival became established and a longer season was proposed, NLP obtained a series of temporary planning permissions. Subsequently, a longer term permission was granted by the Secretary of State following a public inquiry at which we gave expert evidence.



## BBC Radio Theatre at Broadcasting House


Client: BBC

The project involved the adaptation and comprehensive refurbishment of the 1930's art deco radio theatre along with the associated foyer and café, to enable it to be used by the public as well as the BBC for broadcasting purposes.

## The Tower of London

Client: Historic Royal Palaces of London

An assessment was undertaken of the economic and tourism effects of the Tower of London on the London economy to support evidence at the Strand Inquiry. The assesment looked at the impact of a major office development on the setting of the Tower.



Images from top to bottom:

05 - Royal Shakespeare Company

06 - © Grange Park Opera

07 - Garsington Opera

08 - The Tower of London